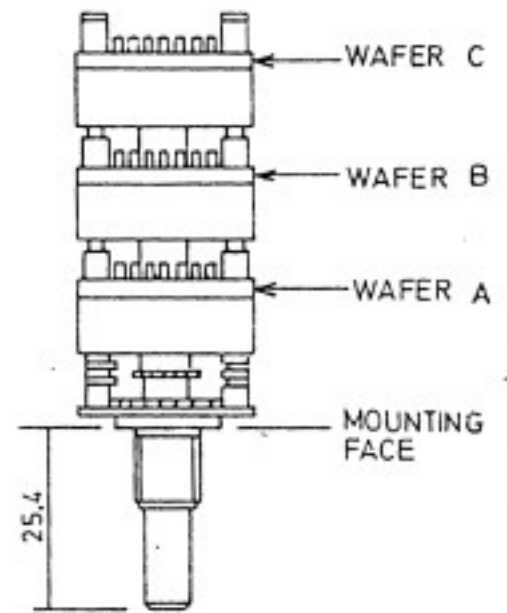
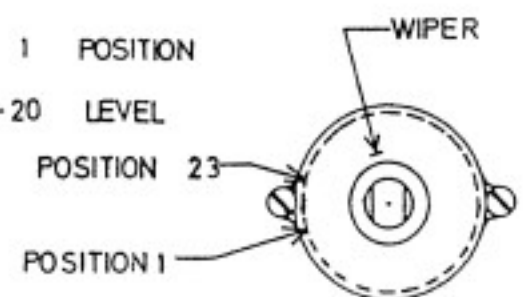
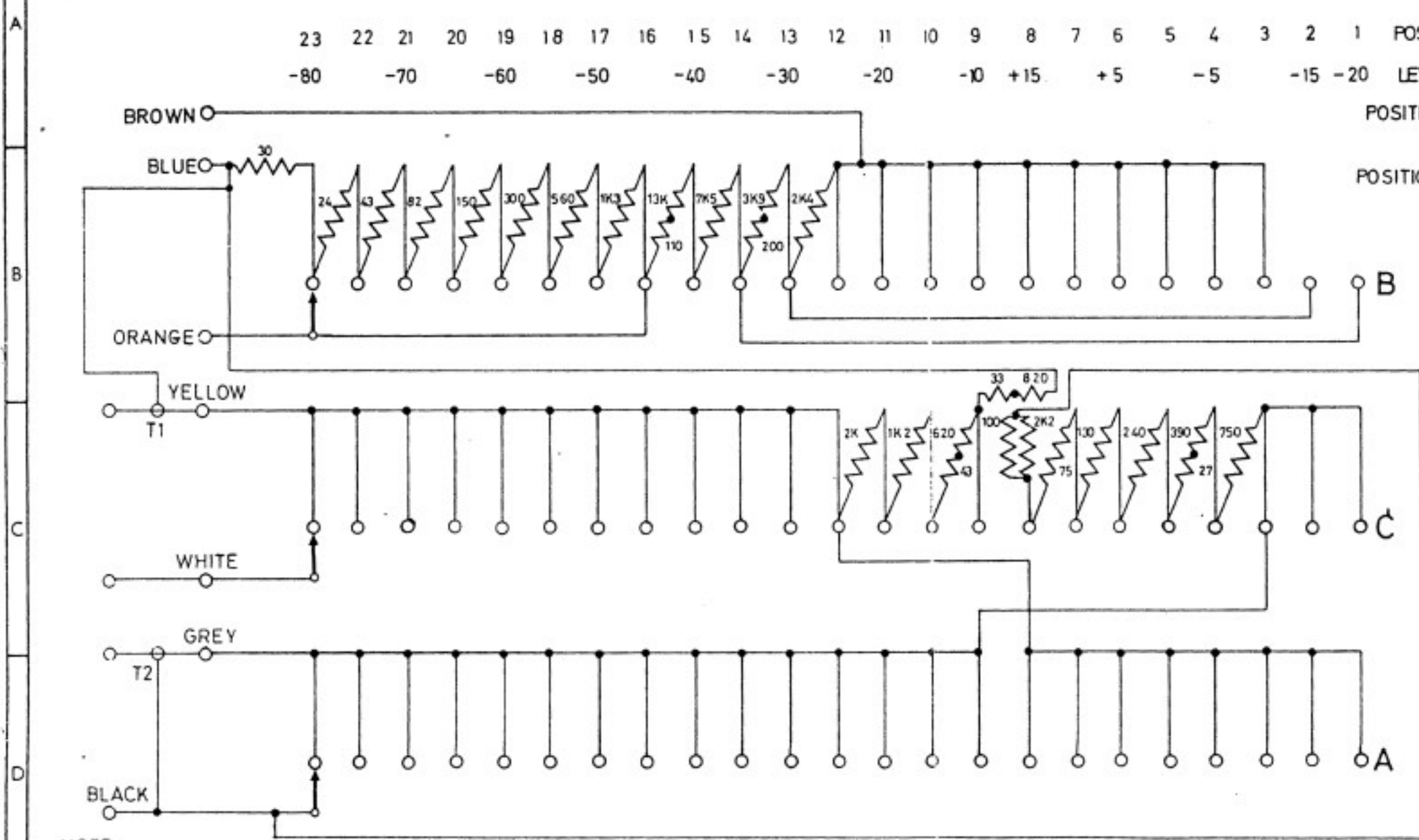


DRAWING No EK20046

Rupert Neve & Company Ltd. own the copyright of this drawing which is not to be copied, reproduced or disclosed, in part or whole, to a third party without written permission.



ELMA 01-3 X 23

NS
 DRAWING W/OUT
 3 X 23 X 23 X 23

NOTE:
 T1 REFERS TO 1081 SERIES
 SEE RELEVANT CIRCUITS

WIRES TO BE 8" LONG 7/0076 OR EQUIVALENT

| 4 | 3 | 2 | 1 | ISSUE | FIRST USED ON A 599 | MAT'L | TOL. UNLESS OTHERWISE STATED | | |
|-------------|----------|----------|---------|----------------|---------------------|--|------------------------------|---------------|--------------|
| PROVISIONAL | | | | | | | LINEAR | ANGULAR | HOLES |
| 9-11-73 | 29/10/73 | 24/11/73 | 15-9-72 | DATE | DRN. PET. | FINISH | 3RD ANGLE PROJ. | DIMS IN SCALE | +005 -000 |
| 10802 | 10790 | 10635 | | CHANGE NOTE N° | TRACED | TITLE 1081 CHANNEL AMPLIFIER SENSITIVITY SWITCH ASSEMBLY | DRG. N° EK 20046 | | |
| | | | | CHECKED | CHECKED | | 1972 © A3 | | |

Rupert Neve & Company Ltd.

1972 © A3