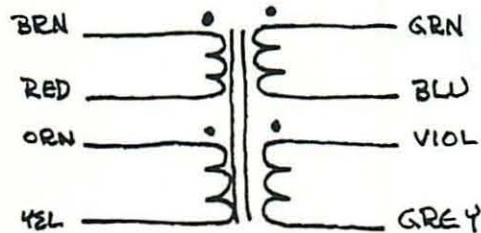


Hook-Up Data for Output Transformers



This diagram is for:

JE-112-LCF

JE-112-CF

JE-123-S

JE-123-SCF

JE-123-SS

JE-123-A

JE-123-SL

JE-123-AL

JE-123-BL ←

JE-123-CL

JE-123-DL

JE-123-DM

JE-123-BM

Please note that all four windings are identical.

JENSEN TRANSFORMERS

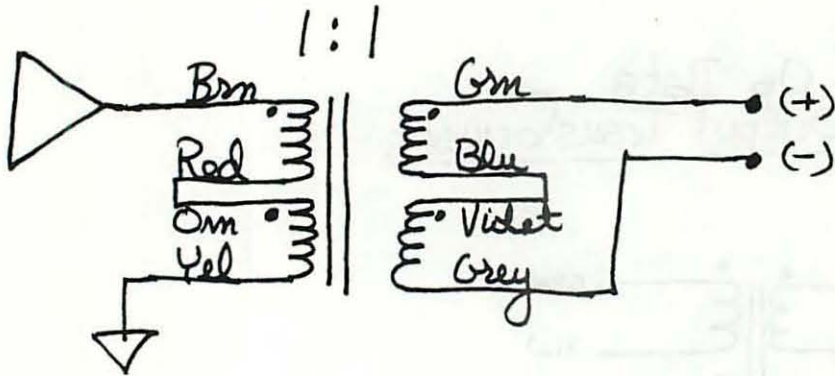
10735 BURBANK BLVD.
NORTH HOLLYWOOD, CA 91601

(213) 876-0059

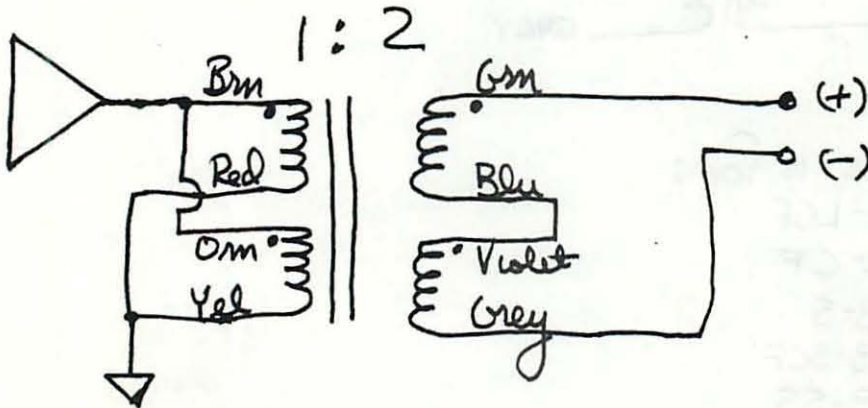
1 Aug. 79

JE-123-SERIES / JE-112-SERIES

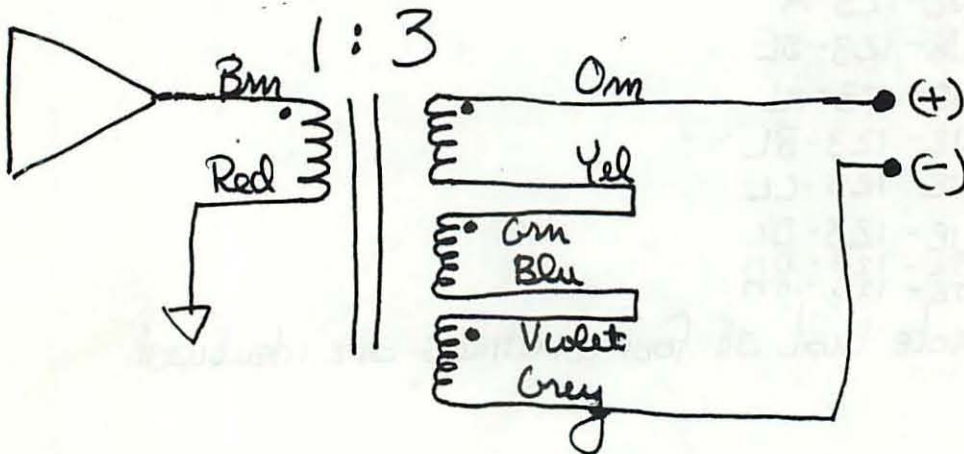
HOOKUP DATA - OUTPUT TRANSFORMERS



ALL JE-123-SERIES
AND
JE-112-SERIES



ALL JE-123-SERIES
AND
JE-112-SERIES



JE-123-A } only
JE-123-AL }

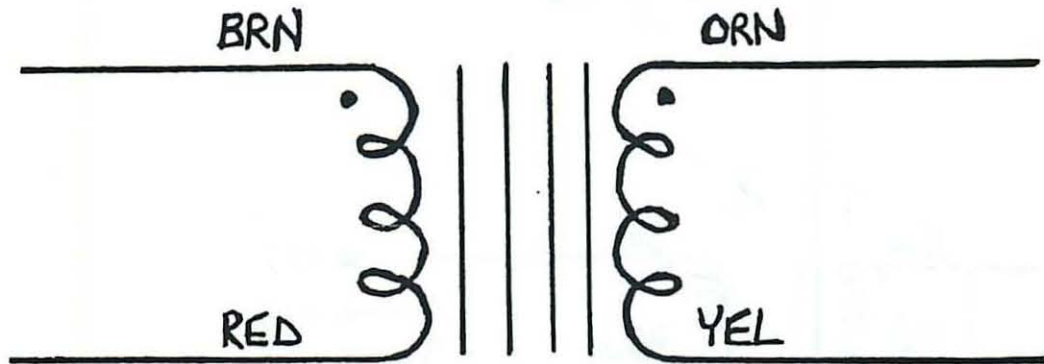
- Notes:
- ① FOR STEEL TYPES RS MUST BE \emptyset OHMS.
 - ② IF DC VOLTAGE ON OUTPUT OF AMPLIFIER IS > 20 MV INSERT $1000 \mu\text{F}/25\text{V}$ CAPACITOR IN SERIES WITH PRIMARY TO REDUCE DISTORTION

Application Note

jensen transformers
INCORPORATED

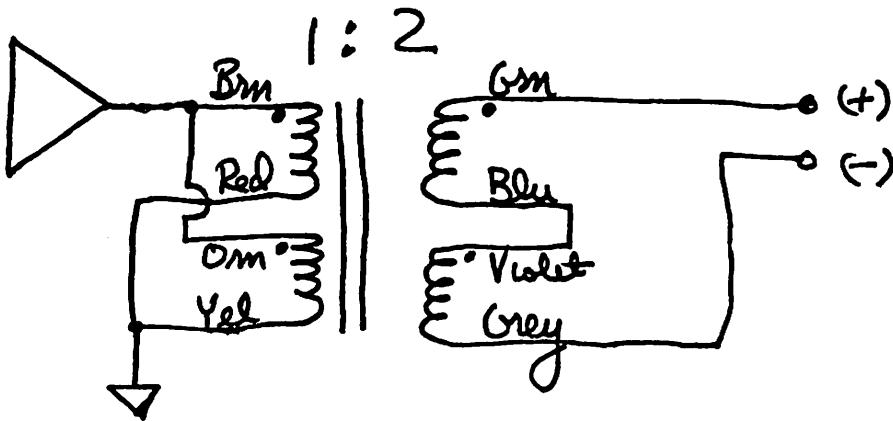
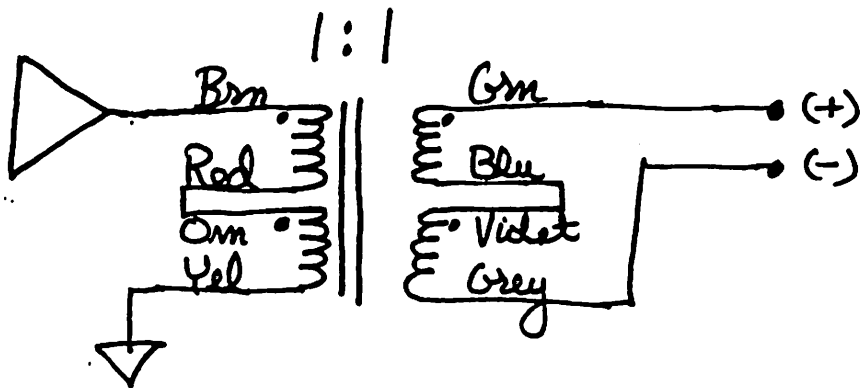
JE-11-(SERIES)

BL, BM, DL, DM, EL, EM, FL



JE-1155-SERIES

HOOKUP DATA - OUTPUT TRANSFORMERS



NOTE: FOLLOW DIAGRAM AS SHOWN ABOVE ONLY!

WINDINGS ARE NOT REVERSIBLE OR INTERCHANGEABLE