




**audio  
equipment**

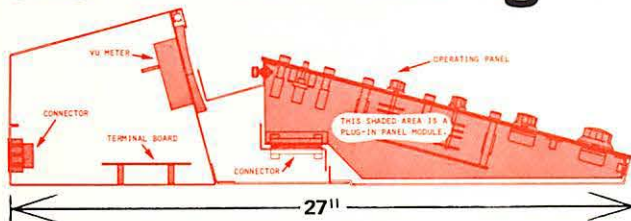
**am4a  
mixer system**  
CONSOLE HOUSING

**AUXILIARY AMPLIFIER MODULES  
MULTI-CHANNEL CONTROLS  
COMBINING NETWORKS  
ACCESSORY SWITCHES**

DETAILED ENGINEERING APPLICATION DATA  
AVAILABLE UPON REQUEST



## the am4a housing



The functional low silhouette design of the AM4A mixer equips the operator with a convenient sloping work panel. Its over-all height is 7 inches and depth is a compact 27 inches. Housing are stocked in two widths achieving maximum flexibility according to the number of modules desired. The AH21/13 will accept 13 modules and is 32.13 inches wide. The AH21/19 will accept 19 modules and is 45.26 inches wide. It is possible to mechanically join two AH21/13's together for those installations demanding more than 19 modules. Blank panels are required if the total number of modules does not completely fill the available housing capacity.

Pre-wired circuitry and a solid-state power supply within the mixer assembly provide the necessary interconnections and power requirements for any module combination. Two, three and four output channel versions are readily available from LANGEVIN stock.

Input and output lines may be permanently connected to solder-lug boards within the housing. Or, as an option, XL-type connectors may be installed in holes provided in the rear of the housing.

VU meters are top-quality 4 inch illuminated Honeywell MS3's.

For customer assembled specials, many of the basic wiring and connector trays may be obtained to simplify construction and to guarantee module interchangeability. Please refer to our current price sheet.

# am4a mixer system

# langevin

## MONITOR GAIN CONTROLS

All monitor gain controls are of the rotary type allowing effortless precise settings. They are usually installed on the VU meter panel of the console housing. Three and four gang monitor gain controls should be specified for positions to the left of VU meters. While one and two gang controls can be placed anywhere on the panel. If an additional output level is required to drive the monitor amplifiers to their peak level, the auxiliary amplifiers shown on the opposite page should be considered.

### MG-71

This module is designed as an 8:1 combining network. Its primary application is to integrate multiple sources into one monaural output. Any combination of source, from one to eight or all, may be selected by the switches and the level quickly and accurately adjusted by the small trim pots. This unit is a passive device and has a loss of 40db may be fully recovered by the use of module AM457 or any other similar program amplifier. The inputs are bridging and balanced. The output is 600 ohm unbalanced.



### MG-61

All multiple channel master gain controls are rotary and each appears as the MG-61 shown here. They are usually pre-wired and installed in the right side of the AM4A console. None contain electronics and each requires one console position. A small VU meter can be installed near the top of this panel upon request. Please refer to our current price list.



### MG-81

This modification group contains four rotary level controls and four individual output switches. Active circuitry is not provided. The MG-81 may be used as a follow-up module for any AM419AC type amplifier. This combination will provide eight individually controlled single-ended outputs from the 4 channel booster amplifier located in the AM419AC module.

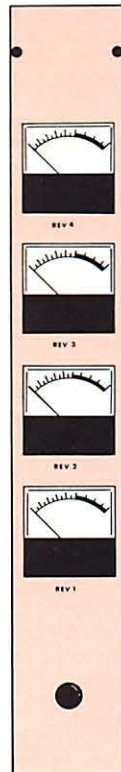




AM419A



AM419AC



AM419AM



AM429B

## AUXILIARY AMP MODULES

### AM409A

All amplifiers of the AM409 series are auxiliary devices particularly designed to expand the operating facilities of the AM4A system. The AM409A mounts in place of a terminal board in the rear of the AM4A housing. It is an RIAA equalized 2-channel pre-amplifier with an input impedance of 47 Kohms. Controls are not provided on this amplifier unit. However, it may be wired into any two standard input modules and can be switched out with the input selector switch (see AH21 section).

### AM419A, AC, AM

The AM419 amplifier is a 4-channel booster unit that occupies one module position on the front operating panel of the AM4A system. All amplifiers in this group provide +24dbm output per channel. These units may be employed to increase the standard output level from the monitor and/or reverb send circuit to +4VU. The AM419A is constructed without front panel controls or indicators. The AC model provides four output level controls and individual output line switches. The front panel of Model AM419AM contains MS1 VU meters and is primarily designed for use in the reverb circuit.

### AM429B

The AM429B is a 4 to 1 combining module. It is designed to bridge for 600 ohm lines at a +4 level. Insertion loss is zero. The inputs as well as the output is transformer coupled and balanced. This module will occupy one standard space on the front panel. It has provisions for input line selection, level control, output mixer, output VU meter and line switch.



**audio  
equipment**

**am4a  
mixer system**  
CONSOLE HOUSING

### SPECIAL ACCESSORY SWITCHES

These switches efficiently eliminate the need for many patch bay functions and therefore require careful planning. Please specify for high level use — +4dbm or more. All switches may be ordered factory installed and wired for your special use — at a modest cost. They are usually installed on the VU meter panel.

MG31/2	SPECIAL SWITCH	2 CHANNELS	3 POSITIONS
MG31/4	SPECIAL SWITCH	4 CHANNELS	3 POSITIONS
MG21/2	SPECIAL SWITCH	2 CHANNELS	2 POSITIONS
MG21/4	SPECIAL SWITCH	4 CHANNELS	2 POSITIONS
MG21/8	SPECIAL SWITCH	8 CHANNELS	2 POSITIONS

### MISCELLANEOUS OPTIONS — ORDERING INSTRUCTIONS

- VU METERS**  
Each console is punched for four meters. Order blanks for less than four. See price list if more than four meters are required.
- OUTPUT CONNECTORS**  
The maximum of 26 XL-3 factory installed and wired cannon type connectors can be built-in to the AH21/13 housing. The AH21/19 model will accept up to 40 connectors. The number of input or output circuits may be extended by the use of 4-pin cannon connectors.
- ACCESSORIES ON VU METER PANEL**  
A mixture of VU meters, monitor gain controls, accessory switches, etc. may be specified. A total of 6 different combinations are possible on the AH21/13, and 10 combinations on the AH21/19.
- MODULE SPECIALS**  
The variations are almost unlimited. Please contact the factory as your special requirements may already be in stock.
- INPUT SELECTOR SWITCHES ON VU PANEL ABOVE EACH MODULE**  
Each standard console housing is factory wired for four switches. Additional may be specified at a moderate cost.

#### WARRANTY

LANGEVIN GUARANTEES THIS PRODUCT TO BE FREE FROM DEFECTS OF MATERIAL AND WORKMANSHIP FOR A PERIOD OF ONE YEAR. EXCLUDED IS FREIGHT DAMAGE.

**langevin**

1801 East Carnegie Avenue, Santa Ana, California 92705  
(714) 546-8830

#### YOUR LANGEVIN PRODUCT SOURCE: