

1. The LYNX module will only work with model 79 machines that have a SELECTAKE system attached.
2. Select "MODE RESPONSE 1" on the M79 front panel.
3. The tach/direction information used by the LYNX module is created by the SELECTAKE unit, but is not available on any SELECTAKE connector. In order to connect these signals, there is 2 foot 'pigtail' cable from the 18-pin M79 interface connector, which is to be attached to two wires from the SELECTAKE 36-pin Molex connector as follows. We suggest doing this through a two-pin connector, so the entire cable may be conveniently removed in the future.

green wire goes to TACH - 3M pin number number 25, marked  
TAPE MOTION SIGNAL on enclosed  
3M reprint sheet.

red wire goes to DIR - 3M pin number 24, marked DIRECTION  
LOGIC LEVEL, on enclosed 3M reprint  
sheet.

4. When the LYNX module is placed OFFLINE, it normally tries to return a transport back to the transport's "internal speed reference" to make the machine run precisely on-speed, as if the LYNX module was not connected. This is not possible with the design of the 3M 79 transport. As a warning to prevent accidental operation OFFLINE with the machine running at a non exact speed, the M79 transport is intentionally made to run at 3ips when OFFLINE. Switch the transport's speed selector out of EXTERNAL, back to "HIGH" or "LOW" speed operation.
5. The M79 designers left out a much-needed function in the machine's speed selector knob. The M79 machine, when switched into "EXT" (i.e., synchronizer mode) switches the record/play equalization to 15IPS permanently. There is no way to change to 30IPS equalization in EXT mode. This feature needs to be added by your maintainance technician if you intend to use 30ips operation.

A common method of doing this is to mount a small toggle switch under the deck plate, which is marked "EXTERNAL EQUALIZATION SELECT: 30ips/15ips", and which switches the deck equalization select line to the correct voltage when the speed selector is in EXT position.

6. The LYNX cannot run the M79 transport at 7.5 ips.

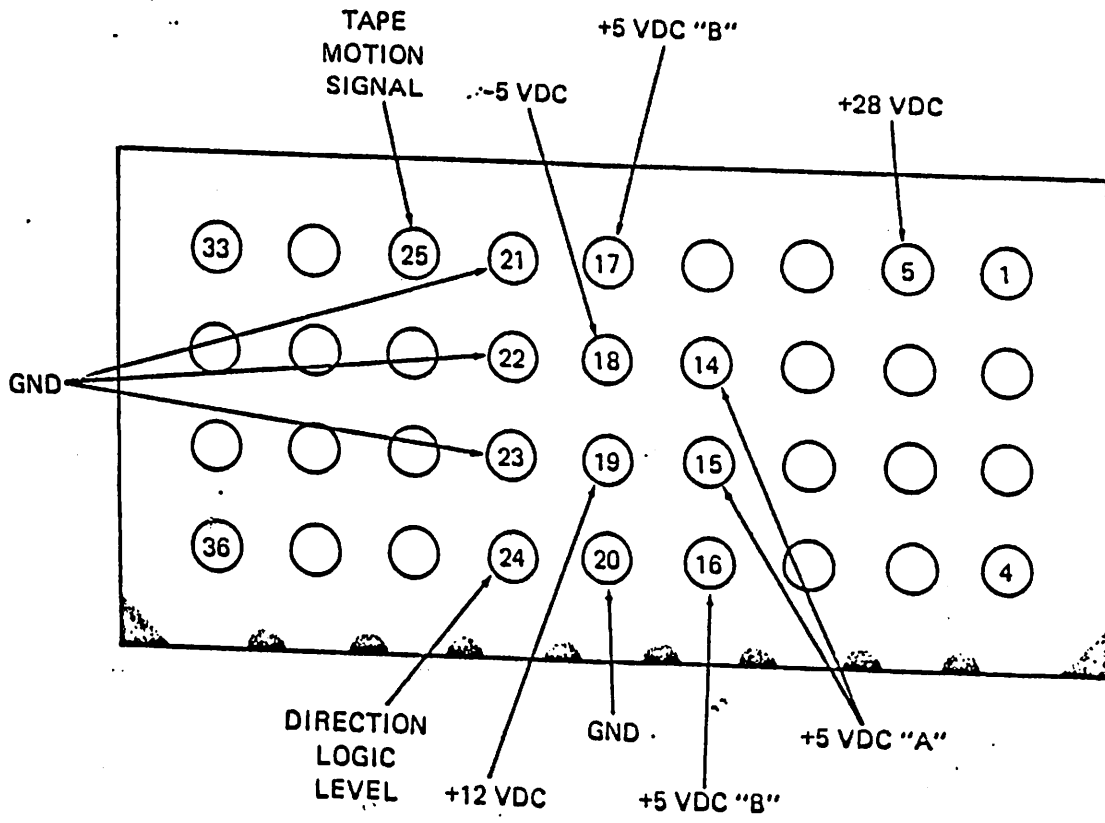



Figure 3. Remote Cable Connector (Control Unit Disconnected)

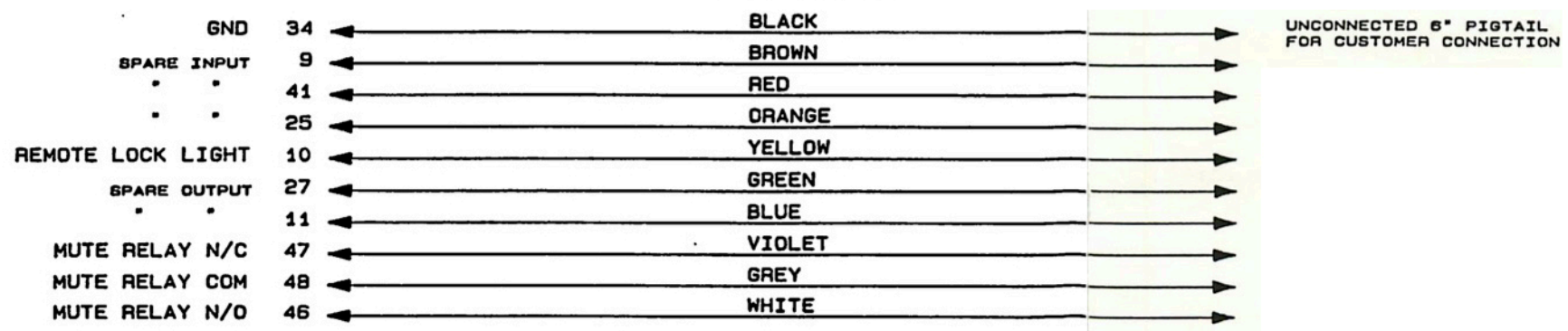
LYNX 50 PIN 'D'

18 PIN CINCH CONN

(BELDEN 9510 COLOR CODES)



BELDEN 9540 COLORS



Timeline Inc.  
 270 Lafayette St.  
 New York, N.Y. 10012

TITLE  
 CABLE SCHEMATIC, 3M 79

SIZE B	APP'D	FILE 3M79.DWG	REV 0
PRINT NUMBER	DATE JULY 2, 1986	SHEET 1 OF 1	